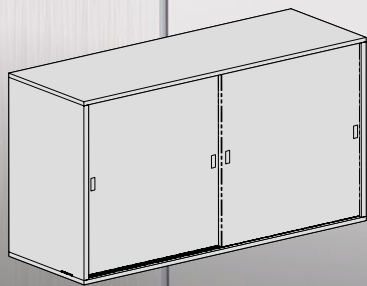


look inside



**nikpol**

dtc css sliding door system  
installation instructions



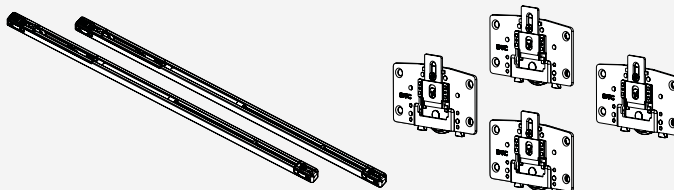
## track-pro css series soft-close sliding door system

Experience smooth and controlled door operation with a patented damper design, ensuring gentle opening and closing. A secure catching mechanism prevents disengagement, while the double-roller damper trigger enhances stability and seamless movement. The bottom roller's unique eccentric disc design allows for precise height adjustments, featuring 9mm sprung and 4mm eccentric adjustments, totaling 13mm for added convenience.

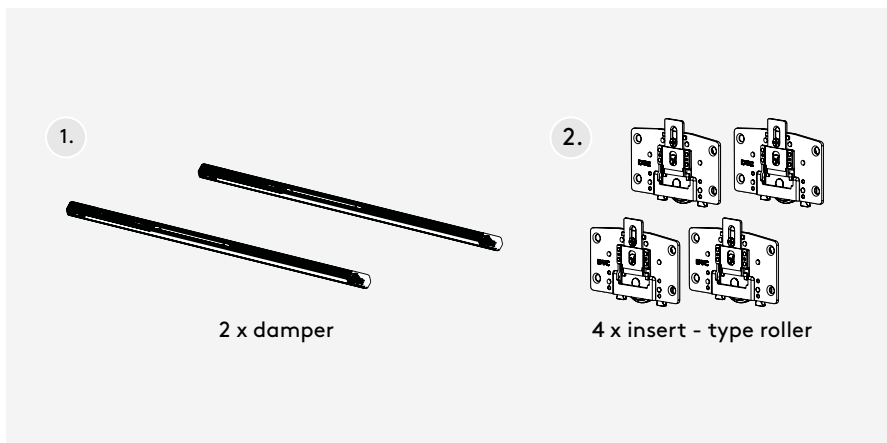
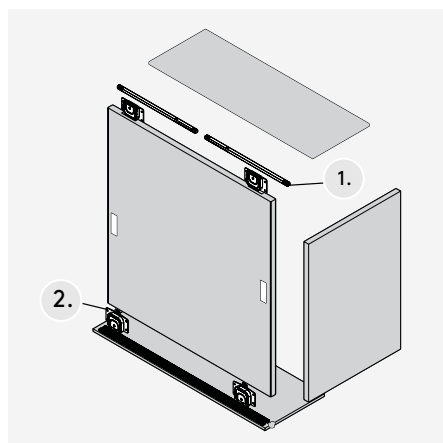
**css two-way soft-close, insert-type roller, for wood door  $\geq 16\text{mm}$  thick**

### css series folding sliding door system

Code	Door Weight (KG)	Set/ctn
DTCWCSS01A	5~15	10
DTCWCSS01B	15~30	10
DTCWCSS01C	30~50	10



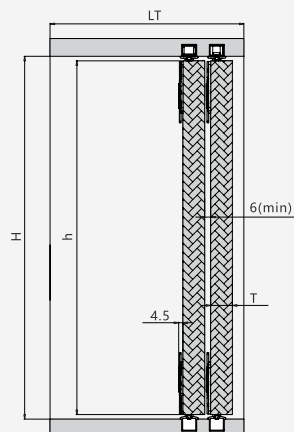
### kit package includes



## sliding door installation dimensions (mm)

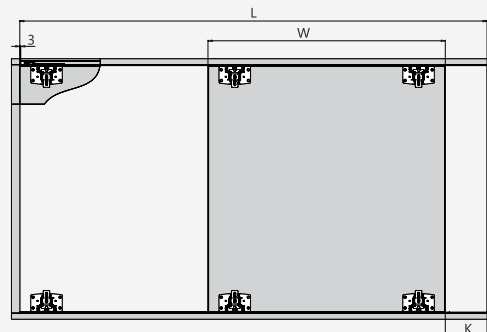
H = wardrobe internal height  
h = door height  
LT = wardrobe internal depth  
T = door thickness

Wardrobe internal depth:  
LT = 95(min)  
Door height:  $h = H - 15$   
Door thickness:  $T \geq 16$   
Distance from door bottom  
to bottom track surface: 2~11

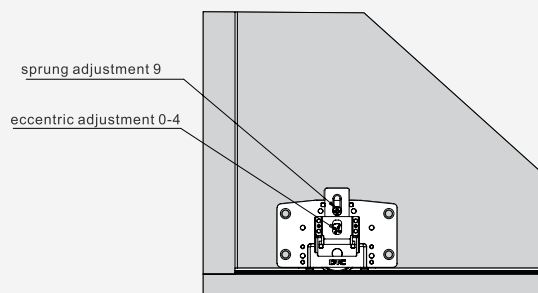
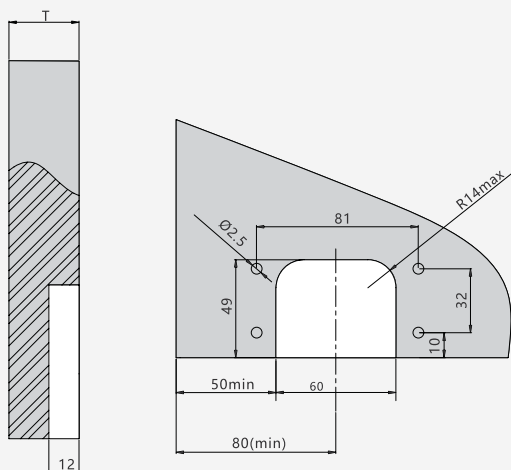


## sliding door installation dimensions (mm)

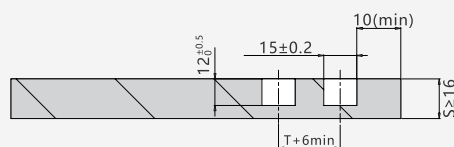
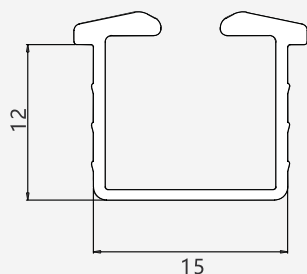
W = door width  
L = wardrobe internal width  
Door Width:  $W = L/2 + 15$   
Door self closing distance  $K = 50$



## sliding door drilling dimensions (mm)




## top and bottom track installation dimensions(mm)



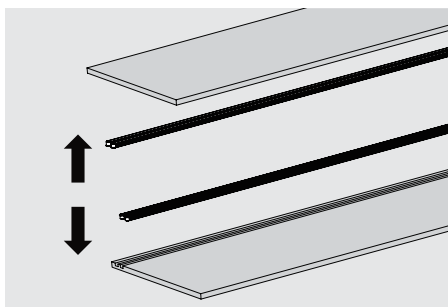
Top and Bottom Track  
Silver  
Code: DTCWCSSDG01C  
Pcs/ctn: 20  
Length: 3m

## assembly and adjustment

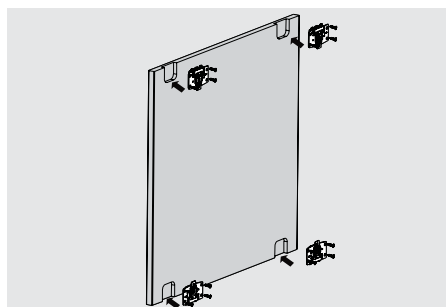
### css series installation



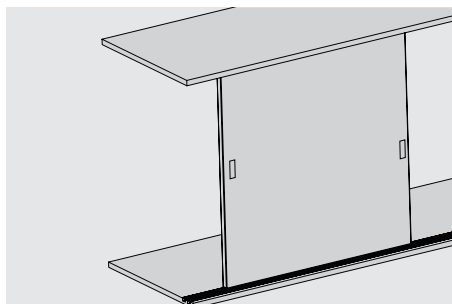
1. Install damper



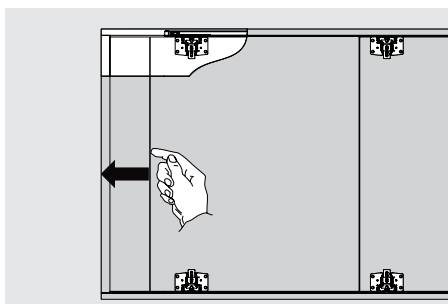
2. Install the track



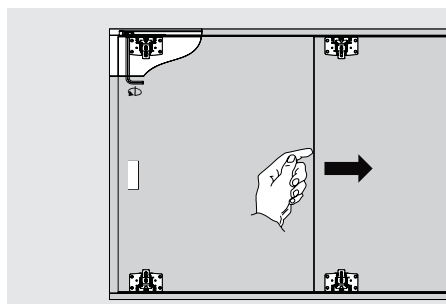
3. Install insert-type roller



4. Mount the door

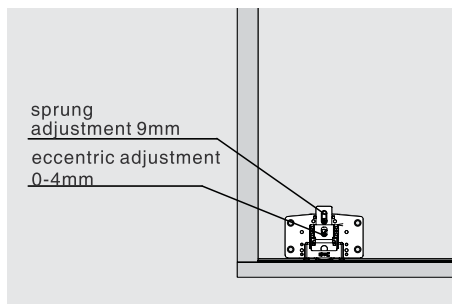


5. Push the door to the fully close position and locate the position for the damper



6. Pull the door open, then fix the damper with an allen key

### css series adjustment



Insert-type roller adjustment





**Nikpol Pty. Ltd.**

**dte css sliding door system installation instructions**

The colours shown in this flyer are an indication of the actual colour, for the most accurate colour-match sample, please visit the Nikpol website to order colour samples at [www.nikpol.com.au](http://www.nikpol.com.au)

**Tel** 1300 645 765  
**Web** [www.nikpol.com.au](http://www.nikpol.com.au)  
**Email** [sales@nikpol.com.au](mailto:sales@nikpol.com.au)

**Head Office (VIC)**  
6-12 Fairchild Street  
Heatherton VIC 3202

**QLD**  
19 William Farrior Place  
Eagle Farm QLD 4009