

FURNITURE POCKET DOOR SYSTEM

Product Features:

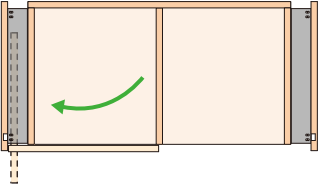
- The door panel can be hidden inside the cabinet and doesn't occupy the space outside the cabinet. Overall surface is in the same level when the door closes. It is elegant and noble.
- It is smooth to push and pull. No shake.
- Easy to install and adjust. No need to tilt.
- Door soft closes in the pocket
- Left-hand version
- Right-hand version

Technical Points:

















- **Application:** Wooden door
- **Door Weight:** Single door $\leq 35\text{kg}$
- **The depth of the cabinet:** 420~600mm
- **The height of the cabinet:** 1800~2850mm
- **Door thickness:** 18-25mm



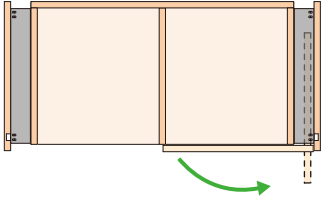
FURNITURE POCKET DOOR-L COMPLETE SET (Application to single door)

Product Description		Type	Door Weight (kg)	The depth of the cabinet (mm)	Set Model
Open to the left side		Normal	≤35kg	420~700	POCKETCJ113001A

















STANDARD CONFIGURATION

Fitting Description		Configuration	Fitting Description		Configuration
TN247A Bracket		1	TJ265A Upper roller with damper		1
TJ256A Upper roller of the seal pabel		2	TJ264A Bottom roller with damper		1
TJ248A Hinge		4	PJC25223 Bracket fixed plate		1
TJ257A Door opener		1	PJC03084 Connected plate	 540mm	2
TJ260A Upper plug-Left		1	PJC03073 Hole drilling pattern for hinge		1
TJ258A Bottom plug-Left		1	PJS38014 Plastic fixed part		6
TJ252A Upper roller-left		1	PJS22080 Decorative cover-Left		1
TN251A Bottom roller -Left		1	PJS03020 Cushion		1

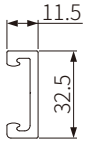
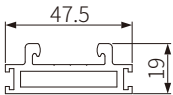
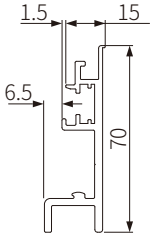
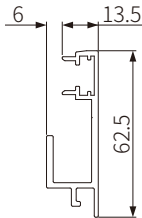
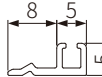

FURNITURE POCKET DOOR-R COMPLETE SET (Application to single door)

Product Description		Type	Door Weight (kg)	The depth of the cabinet (mm)	Set Model
Open to the Right side		Normal	≤35kg	420~700	POCKETCJ113001B

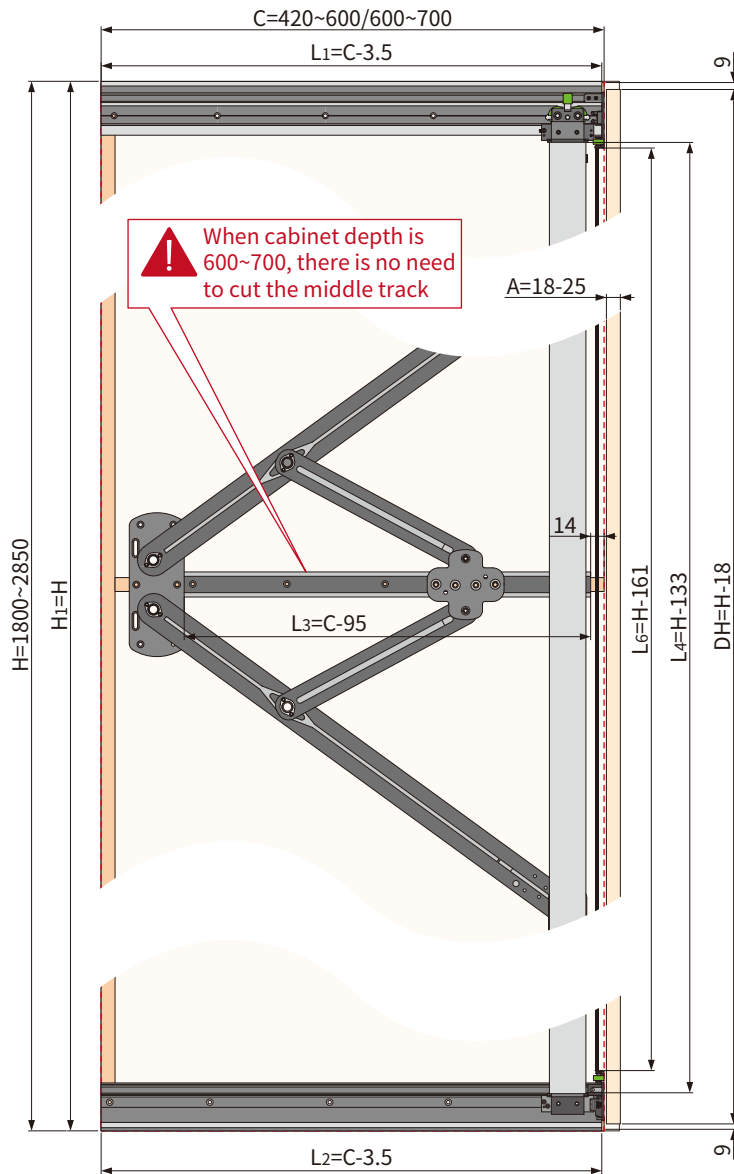
STANDARD CONFIGURATION

Fitting Description		Configuration	Fitting Description		Configuration
TN247A Bracket		1	TJ265A Upper roller with damper		1
TJ256A Upper roller of the seal panel		2	TJ264A Bottom roller with damper		1
TJ248A Hinge		4	PJC25223 Bracket fixed plate		1
TJ257A Door opener		1	PJC03084 Connected plate	 540mm	2
TJ261A Upper plug -Right		1	PJC03073 Hole drilling pattern for hinge		1
TJ259A Bottom plug -Right		1	PJS38014 Plastic fixed part		6
TJ252A Upper roller -Right		1	PJS22079 Decorative cover-Right		1
TN251A Bottom roller -Right		1	PJS03020 Cushion		1

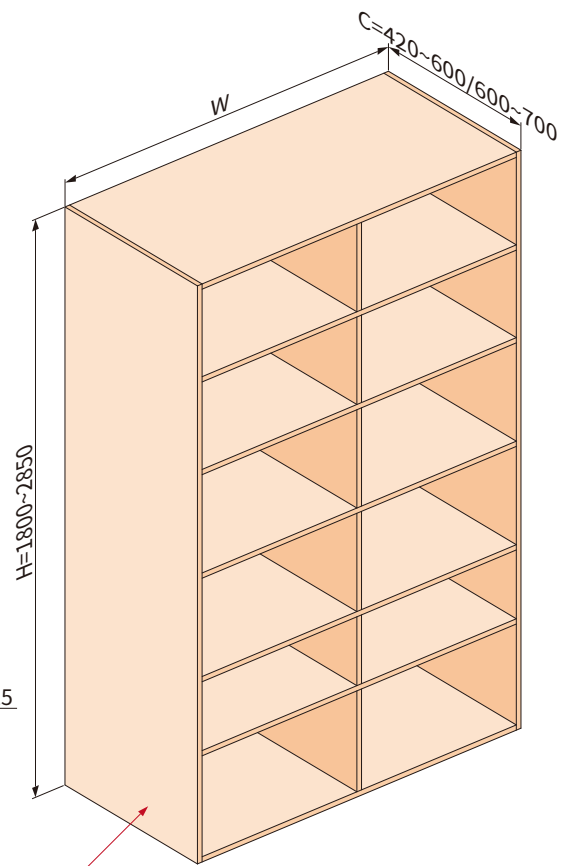
FURNITURE POCKET DOOR TRACK PROFILE

Product Description		Material	Weight (kg/m)	Finished	Length (mm)	Model
Middle track		Aluminium Alloy	0.456	Anodised Silver	505	PJX22015
Middle axle		Aluminium Alloy	0.886	Anodized Black	2716	XJA296
Upper track		Aluminium Alloy	0.97	Anodised Silver	596.5	PJX35128
Bottom track		Aluminium Alloy	0.731	Anodised Silver	596.5	PJX35126
Profile for weather strip		Aluminium Alloy	0.061	Anodized Black	2720	XJA337
Brusher		-	-	-	2720	PJQ27005

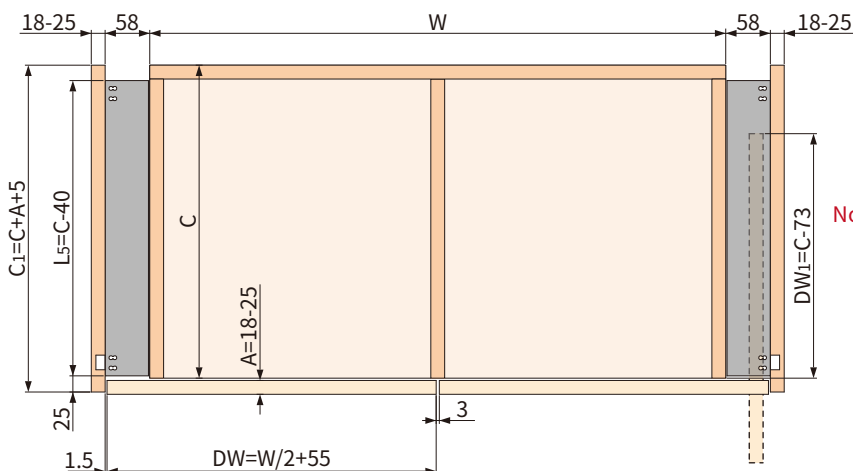
FURNITURE POCKET DOOR INSTALLATION PARAMETERS



A	The thickness of the door panel	L1	The length of the upper track
C	The depth of the cabinet	L2	The length of the bottom track
C1	The depth of the seal panel	L3	The length of the middle track
H	The height of the cabinet	L4	The height of the axis
H1	The height of the seal panel	L5	The length of the connected panel
DH	The height of the door panel	L6	The length of the profile for weather strip & brusher
DW	The width of the door panel		
DW1	The depth of the pocket	W	The width of the cabinet



Note: No Baseboard



FURNITURE POCKET DOOR INSTALLATION PARAMETERS

